

DATA SHEET

- ❖ Up to 320 unique access keys
- ❖ Up to 8 input sensors
- ❖ Relay output
- ❖ Supply voltage 10-24VDC
- ❖ 0.5 or 5 second delay
- ❖ 4 to 99 access groups
- ❖ Up to 35m max. cable length

Description

The IBUT8 is a digital unique key access system for lifts. When a key activates the sensor, the system compares its world-unique serial number with the on-board database. If the key is recognised the relay which is correlated to the specific sensor is energised (in IBUT8-A there is one relay witch is activated).

Models

IBUT8: In IBUT8 each sensor activates its respective relay (0.5 seconds delay)

IBUT8-A: In IBUT8-A all sensors activate one relay (5 seconds delay)

Key assignation database



The on-board database contains the key memory which can be updated as required. The key memory is divided into a **factory-preset** number of groups (ranging from 4 to 99), each group can contain up to 99 keys (depending upon the number of groups and up to 320 keys in total).

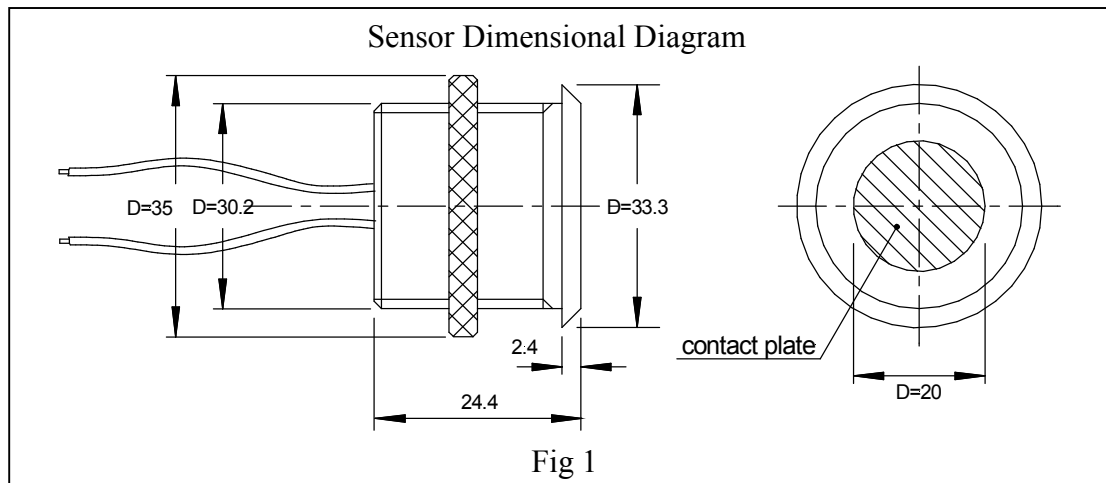
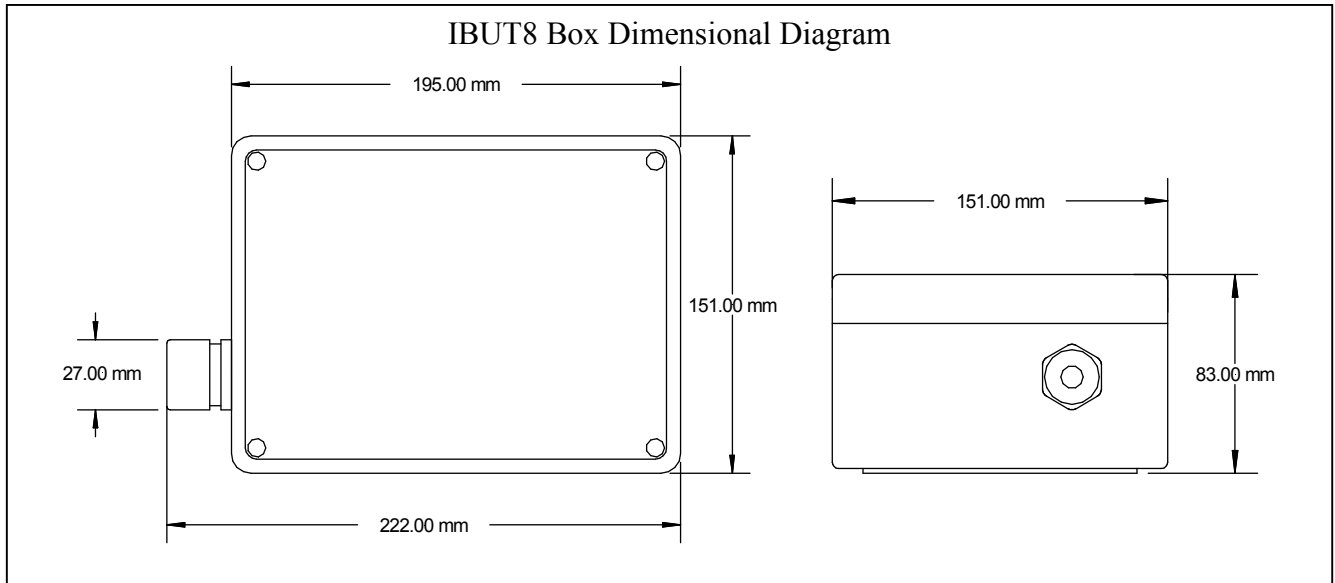
Each key grants access via every sensor.

New keys can be added to groups, but groups which include redundant or lost keys can only be deleted as a whole (leaving an empty group which can then have new keys added to it).

I.e. if one key is lost from a group of four the group must be deleted, denying access to all four keys. The three remaining can then be reassigned to the now empty group along with one new key.

The key database can be duplicated on site so that the same keys can be used in a different system (on a second lift for example).



Dimensions

Programming

(Please refer to Indicator Message Table for display descriptions)

Adding a new key to a group (indicator must display “rG”):

1. Press and hold the **mode key** – indicator will display “r0”
2. Press ▲ or ▼ until indicator displays “r1”
3. Release **mode key**
4. Press ▲ or ▼ until the requested group is displayed
5. Apply a new key to the sensor, indicator will blink
6. Hold **start key** until indicator displays “OP” - the key is registered into memory*
7. Indicator will now display your chosen group and another key can be added to the group
8. Press **mode key** and ▲ or ▼ to reach “r0” in order to return to regular mode
9. Indicator will show “rG”

* If FU is displayed the group is full and a new key cannot be added to this group

Deleting a group of keys (indicator must display “rG”):

1. Press and hold the **mode key** – indicator will display “r0”
2. Press ▲ or ▼ until indicator displays “r2”
3. Release **mode key**
4. Press ▲ or ▼ until you the requested group is displayed
5. Hold **start key** until indicator displays “OP” - all keys in that group will be deleted
6. Press **mode key** and ▲ or ▼ to reach r0 in order to return to regular mode
7. Indicator will show “rG”

Duplicating memory:

1. Disconnect the power
2. Insert destination memory chip into the empty socket
3. Reconnect the power
4. Press and hold the **mode key** – indicator will display “r0”
5. Press ▲ or ▼ until “r3” is displayed
6. Hold **start key** until “OP” is displayed
7. Disconnect the power
8. Remove the destination chip
9. Reconnect the power

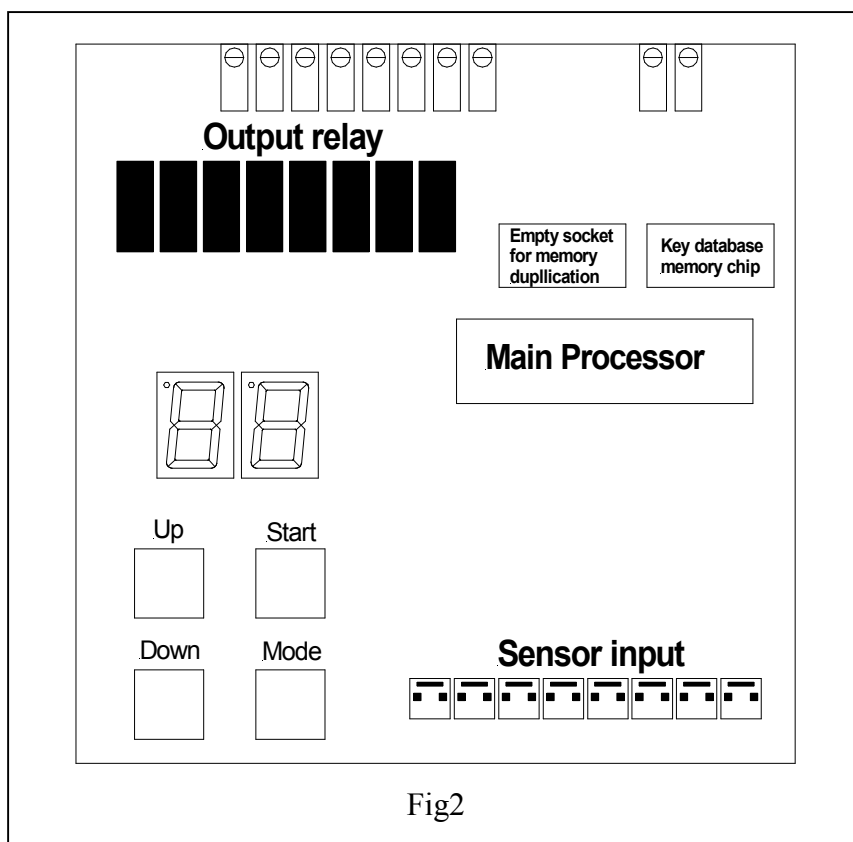
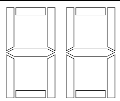
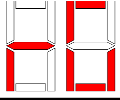
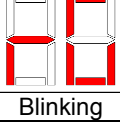
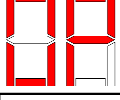


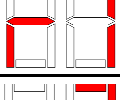
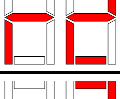
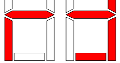


Fig2

Indicator Message Table

Name	View	Description
Null		No power
rG		Regular operating mode
rG		Regular operating mode - key used on sensor
OP		New key is registered into memory
FU		Memory group is full
r0		Return to regular operating mode
r1		Key registration mode
r2		Key group delete mode (deletes all keys in a chosen group)
r3		Memory duplication mode

Specifications

Power supply	24 VDC
Output:	Relay change over contact
Response time	Less than 0.1 second
Housing	Plastic Box
Weight	500gr Enclosure 120gr sensor
Mounting	Four self-drilling screws
Enclosure Dimensions	Height: 83mm Width: 222mm Depth: 151mm

Ordering Information

IBUT8 -		Immobiliser system
IBUT8 -	A	Immobiliser system with one relay
IBUT8 -	SENSOR	Immobiliser sensor
IBUT8 -	KEY	Immobiliser key